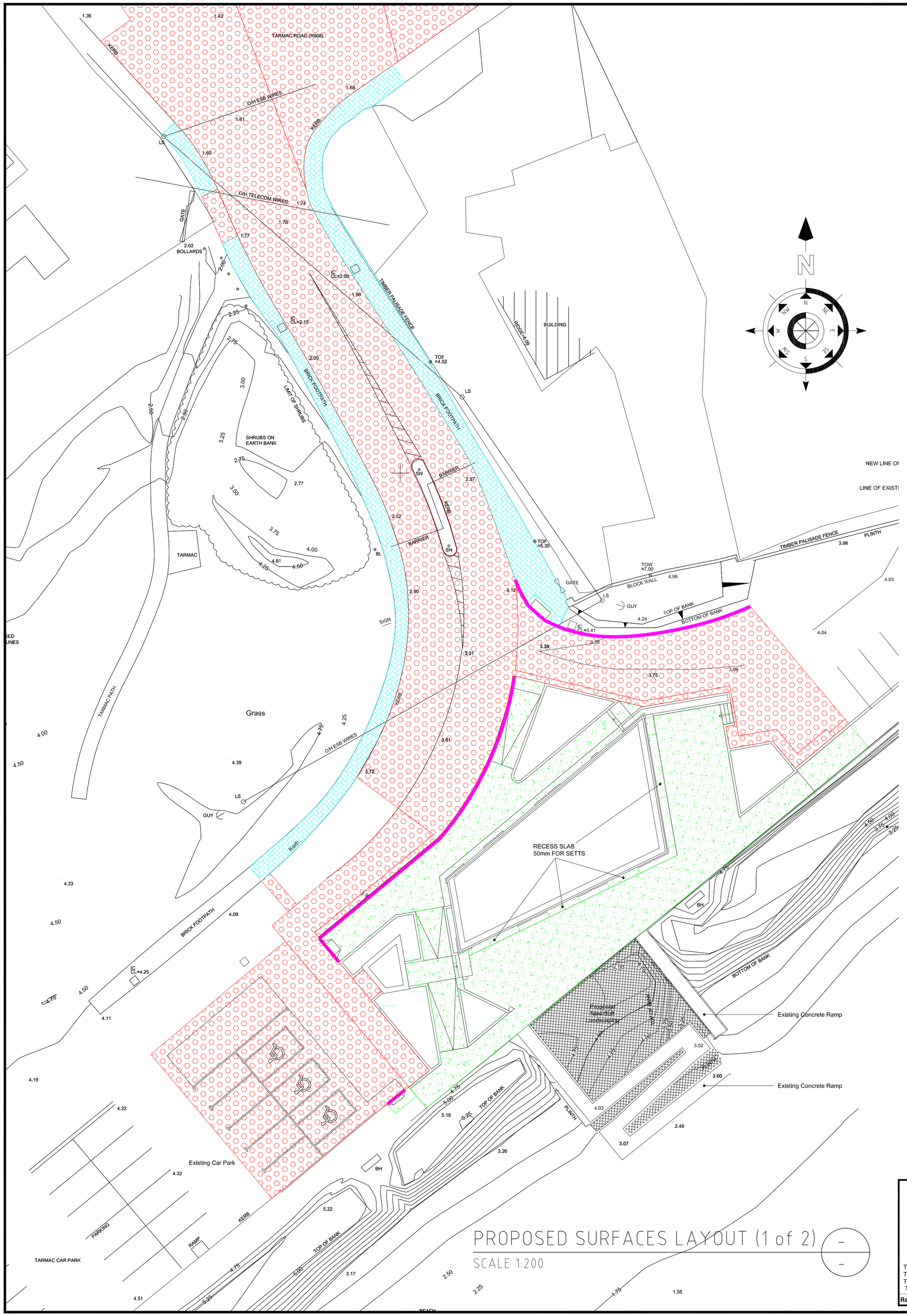

PROPOSED SURFACES LAYOUT (1 of 2)

SCALE 1:200

No part of this document may be re-produced or transmitted in any form or stored in any retrieval system of any nature without the written permission of Ray Keane & Associates as copyright holder except as agreed for use on the project for which the document was originally issued.

Original Drawing Size A1

Notes

REFERENCE DWG.:

TO BE READ IN CONJUNCTION WITH RKA DWG. No. 04a
& DKP UTILITY SERVICES DRAWING .

LEGEND:

- COLD MILL 60mm OF EXISTING SURFACE & INSTALL SURFACE COURSE & BASE COURSE
- PROPOSED 150mm THICK REINFORCED CONCRETE FOOTPATH/HARDSTANDING AREA WITH EXPOSED AGGREGATE FINISH AS PER ARCHITECTS SPECIFICATION. (N.B.: SAMPLE PANEL & CWMP REQUIRED FOR MANAGING RUN-OFF WHEN PLACING CONC.)
- PROPOSED 150mm THICK REINFORCED CONCRETE FOOTPATH WITH BRUSHED FINISH
- NEW BRICK FOOTPATH PAVING TO MATCH EXTG. ON 50mm 'T3' BLINDING ON 150mm 'T1' WELL COMPACTED SUBGRADE.
- PRECAST CONCRETE KERBING.

ROAD & FOOTPATH NOTES:

ROADWAY SPECIFICATION
ROAD WORKS SHALL COMPLY WITH THE REQUIREMENTS OF "SPECIFICATION FOR ROAD WORKS" PUBLISHED BY THE NATIONAL ROADS AUTHORITY.

CARRIAGEWAY CONSTRUCTION
THE CARRIAGEWAY CONSTRUCTION COMPRISES THE PAVEMENT LAYERS ON THE PAVEMENT FOUNDATION.
THE PAVEMENT LAYERS SHOULD BE CONSTRUCTED USING FLEXIBLE MATERIALS. BLOCK PAVING, OR IN SITU CONCRETE SHOULD NOT BE USED IN THE PAVEMENT LAYERS WITHOUT THE WRITTEN PERMISSION OF THE ROADS & TRANSPORTATION DIRECTORATE OF CORK COUNTY COUNCIL.
THE PAVEMENT STRUCTURE SHOULD COMPRISE THE FOLLOWING LAYERS:
- THE WEARING COURSE (SURFACE COURSE) ON
- THE BASE COURSE (BINDER COURSE).

CARRIAGEWAY WEARING COURSE
(SURFACE COURSE)
THE WEARING COURSE SHALL HAVE A COMPACTED THICKNESS OF 40mm AND BE CONSTRUCTED OF STONE MASTIC ASPHALT OR DENSE WEARING COURSE MACADAM.
IT SHALL HAVE AN AGGREGATE OF NOMINAL SIZE 14mm AND COMPLY WITH CLAUSE 901 OF THE NRA SPECIFICATION FOR ROADWORKS.
STONE MASTIC ASPHALT SHALL COMPLY WITH NRA REQUIREMENTS.

THE BASECOURSE
SHOULD HAVE A COMPACTED THICKNESS OF 60mm AND BE CONSTRUCTED OF HEAVY DUTY BITUMEN MACADAM BASECOURSE MATERIAL.
IT SHALL HAVE AN AGGREGATE OF NOMINAL SIZE 20mm AND COMPLY WITH CLAUSE 933 OF THE NRA SPECIFICATION FOR ROADWORKS.
THE BASECOURSE SHOULD BE CONSTRUCTED TO COMPLY WITH CLAUSE 901 OF THE NRA SPECIFICATION FOR ROADWORKS.

SUB BASE
SHOULD COMPRISE 150mm (Minimum) OF COMPACTED CLAUSE 804 MATERIAL IN ACCORDANCE WITH CLAUSE 804 OF THE NRA SPECIFICATION FOR ROADWORKS. THE SUB BASE SHOULD BE CONSTRUCTED TO COMPLY WITH CLAUSE 801 AND 802 OF THE NRA SPECIFICATION FOR ROADWORKS.

CAPPING LAYER (IF REQUIRED SUBJECT TO CBR TESTS)
SHOULD BE 600mm (Minimum) IN DEPTH AND BE CONSTRUCTED WITH CLASS 6F2 MATERIAL IN ACCORDANCE WITH THE NRA SPECIFICATION FOR ROADWORKS. THE CAPPING LAYER SHOULD COMPLY WITH CL. 613 OF THIS NRA SPECIFICATION

FOOTPATHS
IN-SITU CONCRETE FOOTWAYS SHALL, UNLESS OTHERWISE DIRECTED, BE 150mm THICK AND REINFORCED WITH A142 STEEL MESH.
THE FOOTWAYS SHALL BE CONSTRUCTED OF CONCRETE GRADE C40/50, XF3, XS1 & LAID IN A SINGLE LAYER ON THE COMPACTED GRANULAR SUB-BASE OF T1 MATERIAL, 200mm (Minimum) THICK.
WHERE FURTHER BACKFILL IS REQUIRED, TO BE DONE WITH ANNEX 'E' MATERIAL.

THE STANDARD KERB HEIGHT OVER THE FINISHED CARRIAGEWAY SURFACE SHALL BE BETWEEN 150mm AND 175mm, EXCEPT WHERE VEHICLE ACCESS IS TO BE PROVIDED AND AT PEDESTRIAN CROSSINGS.
THE KERB HEIGHT WHERE VEHICLE ACCESS IS PROVIDED SHALL BE 25mm.
AT PEDESTRIAN CROSSINGS WITH TACTILE PAVING, THE KERB SHALL BE LEVEL WITH THE ADJACENT CARRIAGEWAY.

FOOTPATH EXPANSION JOINTS
SPACING OF EXPANSION JOINTS SHALL BE 6m AND SHOULD BE FORMED IN A STRAIGHT LINE, AT RIGHT ANGLES TO THE FOOTWAY.
THE JOINT SHALL BE FLUSH WITH THE CONCRETE SURFACE.
CONTRACTION JOINTS SHOULD BE PLACED IN THE MIDDLE OF THE BAY, I.E. AT 3m IN THE CENTRE OF A 6m BAY.
JOINT SHALL BE FULLY CUT THROUGH THICKNESS OF CONCRETE SLAB AND BE 12mm MINIMUM WIDTH.
EXPANSION JOINTS SHALL BE FORMED TO 25mm FROM TOP WITH "FLEXCELL", SOFTWOOD SOFTBOARD OR STRIPS OF EQUIVALENT HESSION-BASED DAMP PROOF COURSING OR UNSANDED SELF FINISHED BITUMEN ROOFING FELT OF EQUIVALENT QUALITY, AND REMAINDER FILLED WITH PLASTIC OR SIMILAR SUITABLE BITUMINOUS JOINT SEALER.
ALL NEW CONCRETE FOOTPATHS, TO FALLS, ARE TO BE TIED INTO EXISTING FOOTPATHS.

- ROAD MARKINGS AND TRAFFIC SIGNAGE TO NRA TRAFFIC MANUAL 2010 (CHAPTER 7)

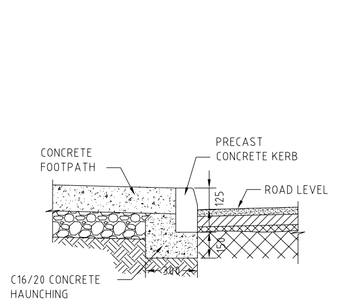

TYP. KERB DETAIL

SCALE 1:25

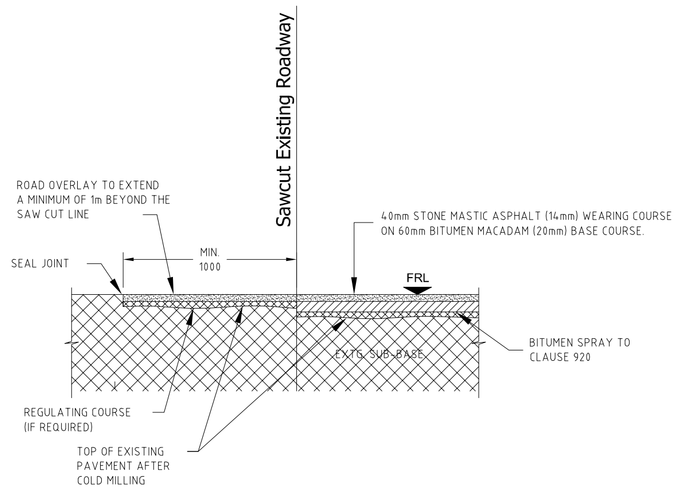

ROAD TIE IN DETAIL

SCALE 1:25

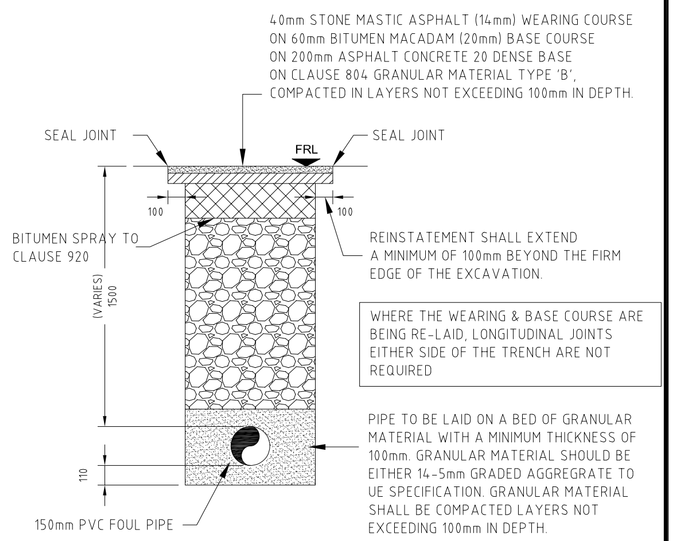

TYP. FOUL TRENCH
ROAD REINSTATEMENT DETAIL

SCALE 1:25

Rev	Date	Drawn	Description	Ch'k'd
T3	June '26	GR	Layout Changed to Match Latest ESB Route	BA
T2	June '26	GR	Additional Footpath Note Added	BA
T1	May '26	GR	Layout Around Facility Revised	BA
T	Feb. '26	GR	Issued for Tender	BA

2 Clogheen Business Park,
Blarney Road, Cork,
Ireland.
T: +353 (0)21 4399799
F: +353 (0)21 4399797
E: admin@rka.ie
W: www.rka.ie
CONSULTING ENGINEERS
CIVIL | STRUCTURAL | PROJECT MANAGEMENT

Client:
Cork County Council

Project:
Claycastle Watersports Facility
at Youghal, Co. Cork.

Drawing Title:
Proposed Roads & Footpath Layout
Sheet 1 of 2

Designed: BA	Drawn: GR	Date: Feb. '26			
Eng Chk: BA	Dwg. Chk: BA	Scale: 1:200 @ A1			
Project. No: 572					
Drawing No: 04		Status: Tender	Rev: T3		